

Patient Pathway

Treatment Options

Early Chronic
Kidney
Disease




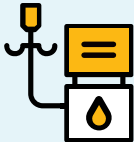
Progressing
Chronic Kidney
Disease

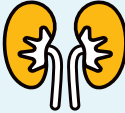


Advanced
Chronic
Kidney Disease




Transplant


Dialysis


Conservative
Renal Care

Care Across the Patient Journey

 Person-Centred Care

 Maternal Care

 Palliative Care

